

# Study of electronic and optical properties of vanadium-based double perovskite oxide: $\text{Ba}_2\text{VNbO}_6$

Lalhriatpuia Hnamte<sup>1</sup> and R. K. Thapa<sup>\*1,2</sup>

<sup>1</sup>Condensed Matter Theory Research Group, Department of Physics, Mizoram University, Aizawl- 796 004, INDIA

<sup>2</sup>Condensed Matter Research Centre, Butwal, Rupendehi, Nepal

\*Author for correspondence: r.k.thapa@gmail.com

## ABSTRACT:

The electronic and optical properties of double perovskite  $\text{Ba}_2\text{VNbO}_6$  have been investigated using First-principles density functional theory (DFT). The exchange correlation effects are included through the generalized gradient approximation (GGA) exchange potential. The investigation of electronic properties showed  $\text{Ba}_2\text{VNbO}_6$  to be semi-metal in spin-up and insulation in spin down. In both spin up and spin down channel, direct band gap along  $\Gamma\text{X}$  direction was observed. The real and imaginary parts of dielectric function, refractive index, absorption coefficient and reflectivity are calculated.

**KEYWORDS:** FP-LAPW, DFT, GGA, DOS, reflectivity, optical, wien2k.

Date of Submission: 15-06-2018

Date of acceptance: 30-06-2018

## I. INTRODUCTION

Cation substitutions in simple  $\text{ABO}_3$  perovskites lead to a large class of materials including double perovskites,  $\text{AA}'\text{BB}'\text{O}_6$ . Typically, A-site atoms are alkaline earth metals such as Ba, Sr or a lanthanide and the B atoms are the transition metals. They constitute an important class of materials, characterized by structural distortion from the cubic, space group  $\text{Fm}\bar{3}\text{m}$  (#225), structure. These distortions are caused by rotations of the  $\text{BO}_6$  and  $\text{B}'\text{O}_6$  octahedras to accommodate the A-site cation [1]. Due to their unique properties and potential applications, double perovskite  $\text{AA}'\text{BB}'\text{O}_6$  compounds have been investigated massively. Besides perovskites are well known for their applications in different fields of science and technology because of their wide range of electro-optic, mechanical, semiconducting and insulating behavior [2].

Double perovskite oxide  $\text{Ba}_2\text{VNbO}_6$  was studied early by Musa (2012) and reported as a cubic with ( $a=7.9559\text{\AA}$ ) [3]. To our best knowledge, there is no experimental-theoretical combined studies have yet been performed to investigate the crystal structure, electronic, and optical properties of double perovskite oxide  $\text{Ba}_2\text{VNbO}_6$ . Therefore, the current paper describes the detailed study of the electronic and optical properties of  $\text{Ba}_2\text{VNbO}_6$  by using First-principles density functional theory (DFT).

## II. COMPUTATIONAL DETAILS

We have performed the first principle calculations using the WIEN2k code [4] based upon the framework of density functional theory (DFT) [5]. The electronic structure calculation was performed using Tran and Blaha's generalized gradient approximation (GGA) based on the full potential Linearized Augmented Plane Wave (FP-LAPW) Method [6]. For a well converged scf calculation, we used cut off energy = -6.0 Ry,  $R_{\text{MT}} \times K_{\text{max}} = 7$  and k-points = 1000 to create  $10 \times 10 \times 10$  k-mesh in the first Brillouin zone. Out of 1000 k-points, 120 irreducible part of k-points were used for first Brillouin zone integration. The charge and energy convergence criteria was set to  $0.001 e^-$  and  $0.0001\text{Ry}$  respectively. However the core states are treated relativistically, the semi-core states are treated semi-relativistically by ignoring the spin-orbit (SO) coupling.

The optical properties can be described the dielectric function  $\epsilon(\omega)$ , which is expressed as [7]

$$\epsilon(\omega) = \epsilon_1(\omega) + i\epsilon_2(\omega)$$

The imaginary part  $\epsilon_2(\omega)$  of the dielectric function  $\epsilon(\omega)$  was calculated from the electronic band structure of a solid.

$$\varepsilon_2(\omega) = \left( \frac{\hbar^2 e^2}{\pi m^2 \omega^2} \right) \sum_{c,v} \int d^3k \langle c_k | p^\alpha | v_k \rangle \langle v_k | p^\beta | c_k \rangle x \delta(\varepsilon_{c_k} - \varepsilon_{v_k} - \omega)$$

Where p is the momentum matrix element between states of band  $\alpha$  and  $\beta$  with crystal momentum k.  $C_k$  and  $V_k$  are the crystal wave functions corresponding to the conduction and valence bands with crystal wave vector k. The real part  $\varepsilon_1(\omega)$  of dielectric function can be extracted from the imaginary part using the Kramers-Kronig relation [8]:

$$\varepsilon_1(\omega) = 1 + \frac{\pi}{2} p \int_0^\infty \frac{\omega' \varepsilon_2(\omega')}{(\omega')^2 - \omega^2} d\omega'$$

where p is the principal value of integral. The refractive index  $n(\omega)$  and the reflectivity  $R(\omega)$  in the crystal are given as [9]

$$n(\omega) = \left[ \frac{\sqrt{\varepsilon_1^2(\omega) + \varepsilon_2^2(\omega)} + \varepsilon_1(\omega)}{2} \right]^{\frac{1}{2}}$$

$$R(\omega) = \frac{n + ik - 1}{n + ik + 1}$$

### III. RESULTS AND DISCUSSIONS

Crystal Structure: Ba<sub>2</sub>VNbO<sub>6</sub> crystallizes in cubic phase with Fm3m space group. The Ba, V, Nb and O atoms occupy the 8c, 4a, 4b and 24e Wyckoff position in the unit cell with Ba (1/25, 1/25, 1/25), V (0, 0, 0), Nb (1/2, 1/2, 1/2) and O (0.2513, 0, 0), see figure 1(b). The structural optimization based on Murnaghan's equation of state [10] was performed to obtain the relax structure with minimum energy.

The energy versus volume data was fitted to a Murnaghan equation of state to obtain the equilibrium lattice constant (a), the bulk modulus (B) is mentioned in table 1.

Compound	Our Result			Available theor. / expt. Data			References
	a (Å)	B (GPa)	B'	a (Å)	B (GPa)	B'	
Ba <sub>2</sub> VNbO <sub>6</sub>	8.1168	170.0401	4.7950	7.9559	-	-	[3] theoretical

The output of the volume optimization gives the equilibrium lattice constant, bulk modulus, its pressure derivative etc.

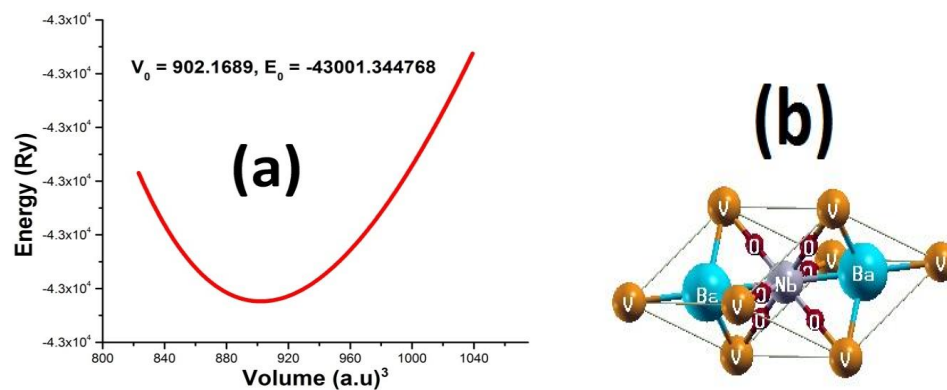


Figure 1: (a) volume optimization plot and (b) crystal structure for Ba<sub>2</sub>VNBTO<sub>6</sub>

#### 3.1 Electronic properties

The optimal lattice constants obtained were used to study the electronic properties. In order to determine the optical properties, it is necessary to obtain a good description of electronic structure. The contribution of different electronic states in the valance and the conduction band determines the electronic property of the material. This is shown with the help of total and partial density of states in figures 2 to 6 respectively. A closer look on total DOS plot shows that maximum states/eV closest to the Fermi energy is about 9.6 in the spin up channel and in the down channel is about 9.4. Compared to the total states/eV which is about 38 in the spin up channel and 35.05 in the spin down one, the states/eV near Fermi is very low. The system can be interpreted as an insulator in spin down channel and has a mixed conducting state in the spin up channel. The band structure

plot will further reveal this characteristic. From the band structure plot from figure 2 (a) and 2(b), it is seen that in the spin up channel two energy bands appear, one in the conduction band region and another in the valance band region. A direct and an indirect band gap along  $\Gamma X$  direction are observed in the conduction band region with energy gap 1.1 eV and 1.2 eV respectively. Similar band characteristic is observed for valance band region. The direct band gap is along  $\Gamma X$  with energy gap of 1.1 eV while the indirect energy gap is 1.2 eV. In the spin down channel, the Fermi level lies in between the conduction and the valance band. A direct band gap of 1.2 eV is observed. Along  $\Gamma X$  direction an indirect band gap of 1.3 is observed. Unfortunately, there are no experimental nor theoretical results for qualitative comparison. Along the spin up channel, since the Fermi level lies in between the conduction band and the valance band and in addition to DOS results, the system can be interpreted as a semi-metal. In the spin down channel, the band structure shows insulating properties.

From the partial density of states plots figures 3 to 6, it is clear that in the spin up channel, the maximum contribution to the total DOS is due to the f state of Ba ( $\sim 28$  eV) and there is an appreciable contribution from d states of Mo and from p state of O. Since Ba has the highest contribution near Fermi energy, therefore the sharp peaks in DOS are mainly due to the f-state electron of Ba. In spin down channel also the maximum contribution to the total DOS is due to the f-state of Ba ( $\sim 24$  eV) and there is an appreciable contribution from d states of Mo and from p state of O and d state of V.

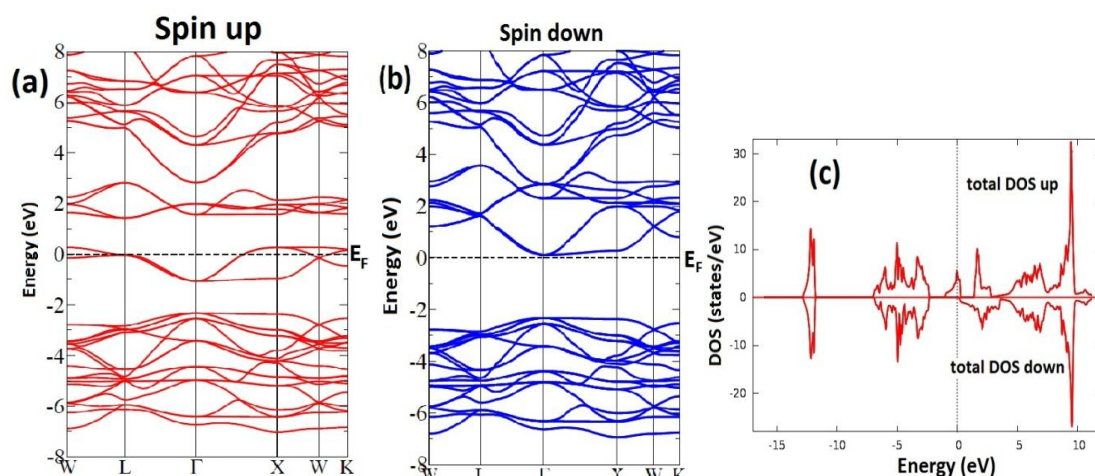


Figure 2: Band structure (a) spin up (b) spin down and total DOS (c) plot for  $Ba_2VNbO_6$

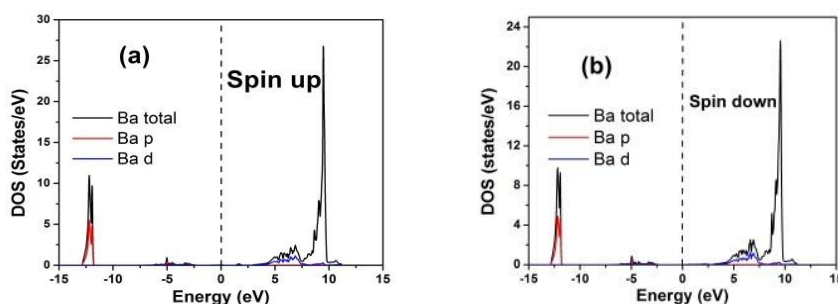


Figure 3: Partial DOS plot of Ba-atom (a) spin up (b) spin down

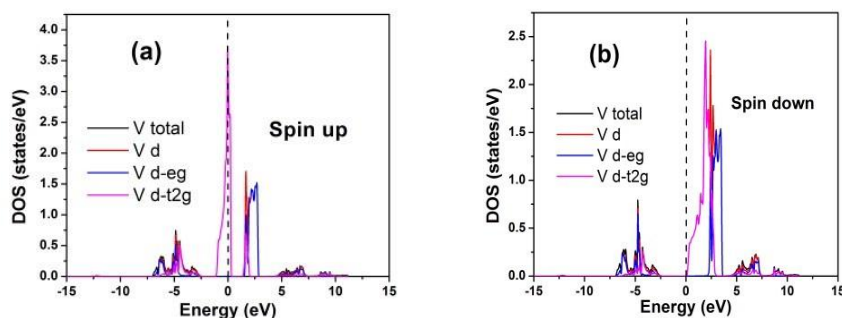


Figure 4: Partial DOS plot of V-atom (a) spin up (b) spin down

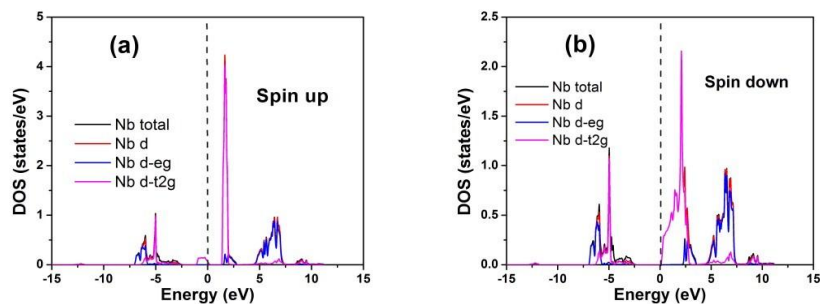


Figure 5: Partial DOS plot of Nb-atom (a) spin up (b) spin down

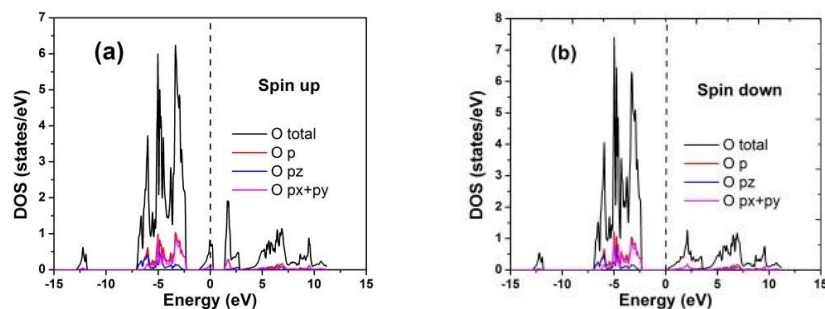


Figure 6: Partial DOS plot of O-atom (a) spin up (b) spin down

### 3.2 Optical properties

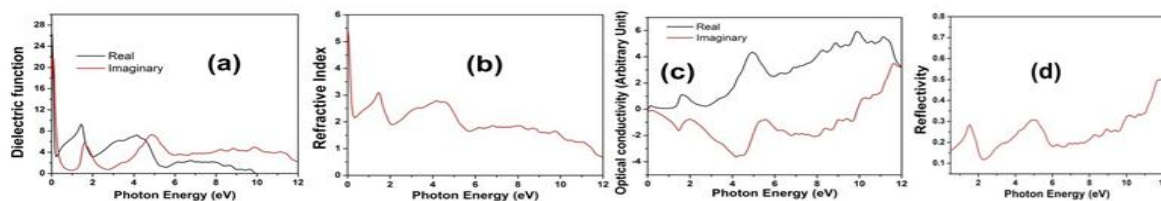


Figure 7: The calculated optical parameters of  $Ba_2VNbO_6$  as a function of the photon energy (eV), (a) dielectric function  $\epsilon(\omega)$ , (b) refractive index  $n(\omega)$ , (c) optical conductivity  $\sigma(\omega)$  and (d) reflectivity coefficient  $R(\omega)$

The interband transition contribution to the dielectric function represented by  $\epsilon_2$  lies closed to  $E_F$  and is flat at approximately 5 eV. The variation of peaks supposed the system possible usage in optoelectronic devices and solar cells. The peak of real part  $\epsilon_1$  which is closed to  $E_F$  indicates low contribution from lattice vibration,  $\epsilon_1$  lies at 25. The refractive index reaches a maximum 5.4 at 0.2 eV of photon energy. Strong minimum near 3 eV in the reflectivity is observed. A small decrease of the dielectric function with increase in energy is observed. Thus, small absorption and large reflectivity is the characteristics. Real part of optical conductivity increases with photon energy with a maximum near 9.7 eV and imaginary part decreases with increase in photon energy and becomes negative forming a value between 4.2 eV to 8.2 eV and then increases towards zero.

## IV. CONCLUSION

First principles calculation have been employed to study the electronic structure and optical properties of double perovskite  $Ba_2VNbO_6$  using full potential linearized augmented plane wave method under generalized gradient approximations within Wien2k. The calculated electronic properties showed  $Ba_2VNbO_6$  to be semi-metal in spin-up and insulation in spin down. In both spin up and spin down channel, direct band gap along with indirect band gap in  $\Gamma X$  direction was observed. The optical properties also indicate a possible application of  $Ba_2VNbO_6$  in optoelectronic devices.

### ACKNOWLEDGEMENT

RKT acknowledges a grant from SERB (Delhi) vide S.O.EMR/2015/001407, dt.10-082016. LH thanks Mizoram University for a fellowship.

### REFERENCES

- [1]. R.Rajyavardhan Ray, A. K Himanshu, S. K Bandyopadhyay. Ab -initio Study of Electronic and Optical Properties of A<sub>2</sub>ScSbO<sub>6</sub> (A = Sr,Ca), 2013.
- [2]. Yuichi Shimakawa, Masaki Azuma, and Noriya Ichikawa. Multiferroic compounds with double-perovskite structures. *Materials*, 4(1):153–168, 2011.
- [3]. Mohamed Musa Said, Promising half-metallic ferromagnetism in double perovskites Ba<sub>2</sub>VTO<sub>6</sub> (T=Nb and Mo): Ab-initio LMTO-ASA investigations, *Solid State Communications*, <http://dx.doi.org/10.1016/j.ssc.2012.04.031>, 2012.
- [4]. P. Blaha, G.K.H. Madsen, D. Kvasnicka, J. Luitz. WIEN2K, an augmented plane wave plus local orbitals program for calculating crystal properties (Vienna, Austria) 2008.
- [5]. P. Hohenberg and W. Kohn. *Phys. Rev.* 136, 864-871, 1964.
- [6]. M. Hyberstsen, M. S. Schluter and N. E. Christensen. *Phys. Rev. B*, 39, 1989.
- [7]. Claudia Ambrosch-Draxl and Jorge O. Sofo. Linear optical properties of solids within the full-potential linearized augmented planewave method. *Computer Physics Communications*, 175(1):1 – 14, 2006.
- [8]. M. P. Fox, *Optical Properties of Solids*, 2nd edn. (Oxford University Press, Oxford), p. 31, 2001.
- [9]. A. Delin et al., *Phys. Rev. B* 54, 1673, 1996.
- [10]. F. D. Murnaghan. *Proc. Natl. Acad. Sci. USA* 30, 1994.