

Improving Features of Media Player

¹Mr. Juned A. Khan , ²Prof . V. S. Gulhane
^{1,2}M.E.(CSE)⁴th Sem SIPNA College Of Engineering, Amravati.

Abstract

Media Player Are One Of The Most Used And Important Software Application In Today's World. Maximum Computer Users Switch On To The Media Player As Soon As They Start The Computers And Then Move To Their Respective Woks. Today's Era Is To Do Work With High Efficiency But At The Same Time It Should Consume Very Less Time. And Thus Answer To The Problems Arising In The Use Of Traditional Media Players And The Lack Of Features In Proposed Media Players Is "Versatile Media Player" Versatile Media Player Is A Unique Player Developed To Fulfill Maximum Requirements Of User Regarding Audio And Video Songs. This Player Gives Numerous Facilities Which Differentiate It From The Conventional Media Players. The Various Features Included In The Versatile Media Player Are Shut-Down Facility, Alarm Facility, Lyrics Display, Splitting Windows, Access To More Than One Media File Simultaneously

I. INTRODUCTION

Media player have grabbed huge attention over a past decade and attracted majority of computer users thus making the users addicted to videos and music. Over the last decade, human computer interaction has become an active research area, which releases people from inactive, inflexible communication with machine [1]. Maximum computer users switch on to the media player as soon as they start the computers and then move to their respective woks. Also, many have a habit of dragging the songs into the list pane of media player, tune into music and then work. So we know how much are the media player used and required . Interacting with computers intelligently makes a significant contribution to the future application of human computer interaction [1]. Today's era is to do work with high efficiency but at the same time it should consume very less time. And thus answer to the problems arising in the use of traditional media players and the lack of features in available media players is the designing and development of the Versatile Media Player. In this paper we aim to develop a Versatile Media Player which will fulfill maximum requirements of user regarding audio and videos. This player gives numerous facilities which differentiate it from the conventional media players. The various features included in the Versatile Media Player are Shut-down facility, Alarm facility, Lyrics display, Splitting windows, Access to more than one media file simultaneously. Thus we can say Versatile Media Player is a fully loaded media player and a better option over the traditional media players. Versatile Media Player is a good and dynamic option for music lovers, computer users and all those people who are dynamic and love changes.

II. LITERATURE REVIEW AND RELATED WORK

There are various media player available in this world developed and manufactured by various other companies. The variety of players provide user with the plenty of features and characteristics. As it goes the saying that you cannot have happiness without sorrows, applies here. Every player has a drawback which pulls it back from the race. The pros and cons of the various media players are given in details here. And to overcome these problems we are devising the versatile media player.

A. Windows Media Player

Windows Media Player (abbreviated WMP)[10] is a media player and media library application developed by Microsoft that is used for playing audio, video and viewing images on personal computers running the Microsoft Windows operating system, as well as on pocket PC and Windows Mobile-based devices. Editions of Windows Media Player were also released for Mac OS, Mac OS X and Solaris but development of these has since been discontinued. The various advantages[13] WMP are Customizable appearance, Good compatibility with several different MP3 devices, Easy enough to track down album artwork, automatically detects which codecs are required to play certain types of video files. The various limitations[13] of WMP are Menus and program themselves require a bit of a learning curve, Does not always determine which codecs are needed should they be lacking in order to play a video file properly, Doesn't sync with the iPod, nor does it support Podcasts, Has a long way to go before it catches up with the features and usability of iTunes.

B. Flash

Flash[9] is another media player available in the market. In moderation and used for specific purposes such as delivering video content is good and most computers come off the line with the latest "Flash Player" installed. Flash is installed in some form on roughly 95% of all computers. Just beware not to make too much of the site out of flash. It simply isn't an efficient way of delivering content especially if that content changes often. Never ever use flash for the navigation of a site.

C. Winamp

Winamp[12] appeared to be more user friendly among the media players. The various advantages[13] of Winamp are Customizable appearance by downloading (designing for yourself) different skins, easy enough to use, access to several online radio stations, such as XM radio, Sufficient video playback. There are some limitations[13] of Winamp and they are flimsy design; poor organization of different windows, audio controls, etc, Could use better access to online stores, Free version only allows 2x burning and ripping, Pro needed in order to encode MP3s, WMAs, etc

D. RealPlayer

Some advantages[13,11] of Real Player are Has made significant strides to create a far more usable product, 5.1 surround sound playback for DVDs, Cleaner, more organized menus allow for users to effectively build up a video playlist, Those who are familiar with iTunes will navigate through RealPlayer's menus with relative ease. Apart from the advantages there are some limitations[13] also and they are as Extra features such as burning DVDs requires purchasing RealPlayer Plus, Difficult to find the Basic player on the website; download links automatically take you to the Plus player, May be too little, too late for Real Player? Poor, buggy programming has left this company with a bad reputation in the past

E. Adobe Media Player

In the list of frequently used media player one more name is Adobe Media Player[8]. The various advantages[13] of Adobe Media Player are its Clean design, Access to different streaming content. Some limitations of Adobe Media Player are that it runs on Flash, so expect to do more downloading if you don't have it installed already (which isn't unlikely), Loading streaming video can be very sluggish, Expect to see plenty of advertisements while using this player, Managing video downloads is frustrating, Could use a better variety of content, but more will certainly be added in the future, When downloading, it doesn't give the status of how the download is coming along.

F. VLC Media Player

VLC Media Player[7] is the most popular media player. It's the most frequently used media player due to some of its incomparable features like it is Open source, which allows for endless customization, It is Powerful tool, fully featured for free, It plays a variety of media, including OGG, MP3, WMA, AVI, MPEG, etc But It is also having some limitations such as Its appearance needs a bit of tweaking, Skin selection could be better, For Preference changes to be made to the program, it must be restarted, Playlist is limited and buggy, something which will hopefully be fixed in later versions, No sync support Apart from the limitations enlisted above, the common disadvantage of all the players is that they cannot play multiple files at a single time. Also other players do not have the facilities like player shut down, system shut down, timer, alarm, splitting windows and sliding screen. Considering all these demerits of various players we are trying to incorporate the facilities in our player which will overcome these demerits and thus will prove really versatile. The facility of shut down will help the user to automatically shut down the player as well as system. The user can set the timer and be relaxed as it will automatically get switched off. The splitting window will enable the user to watch the different videos at the same time. Sliding screen is the function inserted in the designing of this player to avail the user with showing of desired file at central position.

III. ANALYSIS OF PROBLEM

The media player is an important application in the time of modern world. Every user either it may be a naïve to computer or even a computer expert is highly inclined to the use of the media player. But every different media player has different feature. All the features are not found to be available at one place in one media player. Some media players are found to be efficient in playing different file formats. Some are having 'Timer' enabled in them and other are having 'shut down facility' with it. But no such application is there which is having all the features embedded in it. Today's era is to do work with high efficiency but at the same time it should consume very less time. So in order to resolve this problem one such application is needed which integrates the features of all the previous applications along with the successful implementation of all the features. Such development will surely improve the efficiency and consume less time as was required with the previous applications.

Thus the particular project of designing and development of the Versatile Media Player is undertaken in order to resolve the problem which is being faced as explained above.

IV. PROPOSED WORK AND OBJECTIVES

A. Main objectives of project

The various facilities and features have been planned to be incorporated in the Versatile Media Player to differentiate it from traditional media players. We will attempt to attain some of the following listed issues related to versatile media player.

- [1] Splitting Windows: This feature is used to split the windows of player according to the requirement. We can split the windows of media player into as many as parts as we require.
- [2] Sliding Screen: This feature is used to show the desired file at central positions.
- [3] Switching: This feature provides us the facility to switch between two or more than two songs simultaneously at regular interval of time given by the user.
- [4] Playlist: To store audio or video files for further processes.
- [5] Lyrics: This player displays the lyrics for audio or video files and shows that onto the bottom part of the media player.
- [6] Play Maximum format: It is capable to play any format of audio or video files.
- [7] Login screen: It also provide a high-tech login screen for security purpose.
- [8] Feedback: This is the part of back-end which stores a feedback given by user for further modification.
- [9] Virtual DJ: For better sound facility[2].
- [10] Cheat Code Section : To modify the content of media player if any problem persists at run time (this is for admin use only)
- [11] Shut Down: It provides the facility through which we can shut down our system at stimulated time maintained by the user.
- [12] Alarm: It provides the facility to listen a song st particular time maintained by the user.

V. PROJECT ARCHITECTURE

Architecture provides a basic idea about a particular concept. In the same way this section “Project Architecture” describes a blueprint of conceptual framework of the project undertaken. The tentative ideas related with the project and its working are specified here. We have divided our project “Versatile Media Player” into number of modules. The modules are:

A. Login Screen

For authentication purpose we can use this feature of our project. Through this login you can change your password too. The password is stored in database and when you change your password the current password comes into existence. The default user name would be “scott” and password would be “tiger” that is stored in database. If user wants to change the password then they could use “change password” option of login screen . If they click on “change password” button then another window appears onto screen. When you enter the old password then another screen or form will be appearing to confirm the new one. When the new password will be confirmed then the new password is set in the place of old one.

B. Welcome Screen

The Welcome Screen is the main window or form of this project through which we can use all the features of this player. Through this window we can watch up to 15 videos at the same time and listen the audio of any screen as per our requirement.

C. Multiple Screen

Through this screen you can maximize any screen by double clicking on the required screen. The screen is transparent enough so that the desktop of your screen is clearly visible.

D. Splitting Window

This feature plays a vital role in this player. Through this user can split the screen into number of parts as per their requirements.

E. Sliding Screen

This feature is used to show the desired screen at central position by just a single click.

F. Shut Down

This feature of media player provides the facility through which we can shut down the system at specified time maintained by the user.

G. Alarm

It provides the facility to listen the song at particular time maintained by the user.

H. Feedback Section

This is part of Back End which store feedback given by the user for further modification. For editing feedback there is one admin feedback screen.

The Data Flow Diagram of this project is shown below for better understanding of the topic.

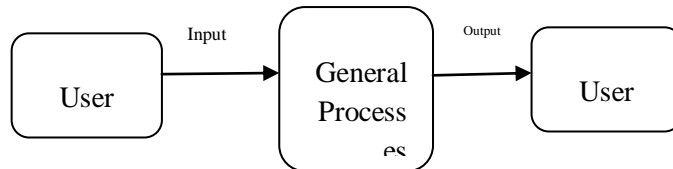


Fig. 1. General DFD

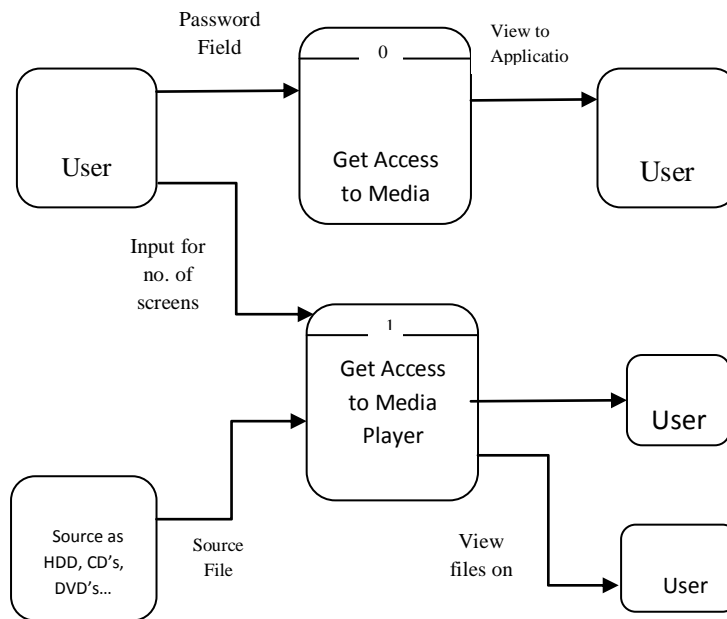


Fig. 2. Project DFD

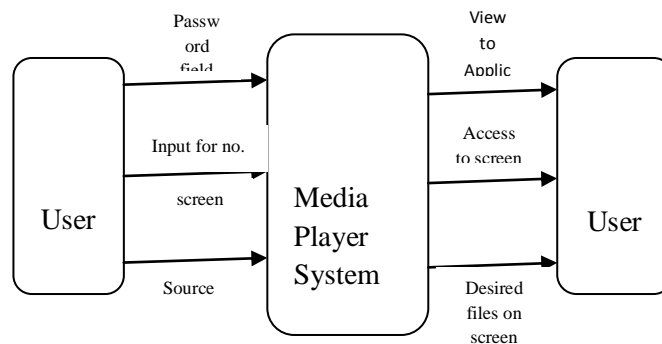


Figure. 3. Context level diagram for Media Player

VI. CONCLUSION AND FUTURE WORK

Our effort is to obtain efficiency with the consumption of less time also, by using this player users save their time. By using this media player we can access number of media files at the same time. This application provides the GUI interface and reduces the access time. This project “Versatile Media Player” has been designed as per required specification of user. A worth analysis of designing principle has been followed in the development of this project. In the near future some new and enhanced features will be added to the above mentioned media player such as Speech to text conversion will be implemented, File format converter will be added to it, Video encryption will also be implemented.

REFERENCES

- [1]. Wang Ruihu, Bi Hongwei, Liu Jiachen, Wu Lingguo, Fang Bin ,Interactive Intelligent Media Player Based on Head Motion Recognition, 2009 Second International Symposium on Electronic Commerce and Security.
- [2]. Michael Westermann, digitalklang sonification services, Interactive Sound Player (ISP): Enabling interactive sound in Digital Media Proceedings of the Third International Conference WEB Delivering of Music (WEDELMUSIC'03) 0-7695-1935-0/03 \$17.00 © 2003 IEEE.
- [3]. Hinckley, K.J., Sinclair, M.P., and Horvitz E., Sensing techniques for mobile interaction. ACM Symposium on User Interface Software and Technology. p91 – 100. 2000.
- [4]. Korde, K., Jondhale K. C., Hand Gesture Recognition System Using Standard Fuzzy C-Means Algorithm for Recognizing Hand Gesture with Angle Variations for Unsupervised Users. Emerging Trends in Engineering and Technology, International Conference. p681-685. 2008.
- [5]. Miners, B.W. Basir, O.A. Kamel, M.S., Understanding Hand Gestures Using Approximate Graph Matching. IEEE Volume35 Issue 2. p239- 248. 2005 90.
- [6]. Strachan, S. and Murray-Smith, R. and O'Modhrain, S. BodySpace: inferring body pose for natural control of a music player. 2003.
- [7]. <http://vlc-media.wikidot.com/>
- [8]. <http://www.adobe.com/products/mediaplayer/>
- [9]. <http://www.adobe.com/software/flash/about/>
- [10]. <http://windows.microsoft.com/en-IN/windows/windows-media>
- [11]. <http://in.real.com/>
- [12]. <http://www.winamp.com/>
- [13]. http://www.ehow.com/about_5379113_types-media-players.html