

An Efficient Deblurring Technique Using Improved Fuzzy Based Support Vector Machine

¹Sukhamrit Kaur, ²Dr. Vijay Kumar Banga

¹Electronics and Communication Engineering Amritsar College of Engineering and Technology
Amritsar, India.

²Electronics and Communication Engineering Amritsar College of Engineering and Technology
Amritsar, India.

Corresponding Author: ¹Sukhamrit kaur

ABSTRACT

The goal of this research is to eradicate the motion blur from given image which is caused by camera motion that drastically degrade the quality of an image. This paper presents the support vector machine and fuzzy logic. Initially in this, detection of blur can be taken out and then corrected it from variety of images. The review has illustrate that by making use of blur detection is ignored by various researchers while restoring the degraded images, so support vector machine is used to estimation the blur. The use of fuzzy logic while evaluating the partial blurred regions is also not considered in existing literature. The utilization of Support vector machine (SVM) is neglected during recognizing the blur region is also neglected by previous techniques. Also, compare different approaches to estimate the parameters of a motion blur in this paper.

Keywords: Blur detection; support vector machine (SVM) ; Image deblurring; fuzzy logic.

I. INTRODUCTION

In recent years, blur correction and detection techniques has attracted many attentions. The detection of blur methods are extremely obliging in the applications of real life and consequently increased in various multimedia associated with it. It includes image restoration in which image is restored near to the ground truth image, image enhancement which is used to increase the quality of an image and image segmentation in which image is divided into parts and apply some techniques to detect or remove blur from it. These researches have help out us in compensate numerous unintentionally blurred images, which are resulted from out-of-focus objects, excessive light intensity, due to fault of camera lenses and motion blur distortion[1]. Most commonly used deblurring methods are:

(i) *Weiner Filter deblurring method:* This is the most vital method for eradiction of distortion in an images because of motion, unfocussed optics is also due to blur in the Wiener filter. Standpoint starting signal processing, blurring owed by motion which is liner in a photograph is the consequence of deprived sampling. Every pixel in a digital image represents the intensity of a solitary stationary. It is a non-blind method intended to the restoration of the blurred picture. Possibility it eradicates or diminishes the additive noise up to some extent. In addition, compression is done to remove the noise. Its output can be calculated by:

$f = g \times (f + n)$ Here, f is known as a filter used, n is known as noise which is added.

(ii) *Iterative Richardson-Lucy method:* It does not apprehension that which type of noise affecting an image, the purpose of this method is when there is the occurrence of noise and on every iterations noise would increased. [2][3]. So this method is an iterative method considered for recuperating an image which are buried and is degraded by a recognized PSF. It is known as Bayesian Iterative scheme of restoration of an image. The equation of the Richardson-Lucy algorithm is:

$$f^{n+1} = f^n H^* \left(\frac{g}{H f^n} \right)$$

f^{n+1} is the estimation value of f^n , g is the blurred image, n is the iterations H is the blur filter whereas H^* is the adjoint of H.

(iii) *Deblurring using Neural Network Approach:* In this method, neural networks employed to transfer blurred images to the sharp image by training on various types of blurred images. The input to the training set is blurred images and output is the restore images. Using this approach blur PSF is assumed as uniform. Basically, this approach is a kind of multiprocessor computer system, which contains simple processing elements, degree of interconnection, interaction among elements. When any element of the neural network fails, without any problem they can maintain their network by their parallel environment. Technique such as the Back propagation as well as the Perceptron make use of gradient-decent to tune the parameters of the network to best-fit a training set of input and output[4].

(iv) *Blind Deconvolution method*: Blind deconvolution mechanism works blindly means it even works where no information regarding PSF or blur operator is present. In this deconvblind() function is used for deblurring. [5] It will remove the blur and restore the image as well as the resulting PSF. This method is mainly of two types: one is based on projection and other method is maximum-likelihood. Projection based method restores the resultant PSF and the true image concurrently. This method is cylindrical in nature, it repeat continuously until it met a predefined criterion [6].

II. LITERATURE SURVEY

In partial blurred image various regions may be blurred whereas the some regions were cleared. This sort images can be restored but it is very challenging. The key for this problem is based on two things. The primary thing is how blurred region can be extracted from the partial blurred image which is known as blur detection. The succeeding part is the correction means to restore an image. Liu et al. [7] proposed a blur detection technique which is suitable for detection of the blur in an image. In this technique the local power spectrum slope is used to depict the feature of frequency domain.. Gradient histogram was used to illustrate the feature for the time domain. Shi et al. [8] a novel technique is projected for the blur detection based on the effectual structure. This technique achieves good. The output of this detection technique is a image in which value of the pixel at each point is equivalent to measured value. This value is a measure which describes the approximate value that described the blur image or clear image. Wang [9] presents the deblurring algorithm which is based on motion to get better the quality of image restoration which depends on the PSF classification in frequency spectrum. An enhanced blur angle classification algorithm is described by bilateral-piecewise judgment approach also the membership value technique is proposed by discover the edges of the central strong stripe [10]. Consequently, the sub-pixel intensity of an image is created by bilinear exclamation which is employed in the estimation of blur span by manipulative the distance among two contiguous dark strips. Guan [11] author presents objective blur metric based on no-reference, whose idea is on edge model to deal with the image of problem based on blur evaluation. A parametric edge representation included to depict and identify edges for each edge pixel. Between pixel-adaptive width as well as contrast estimations, the possibility of identifying blur at edge pixels be able to calculated. Kiew [12] proposed a local blur judgment for document images captured by handy cameras. A new blur pixel quality is extorted from the properties of pixel's in operational zones to start a fuzzy huddling of blur and clear classes. At the ending state, determination is done for a blur region for all operational zones. The blurred value is given by the average values of all membership functions of pixels in the blurred area. Kumar [13] presents various motion deblurring methods that embrace of shaking of a camera and motion of an object. This paper suggests an efficient method of approximation the PSF factor based on the idea of statistical properties of an image, given the blurred image itself. Once estimation of parameters is done, restoration is performed on the blurred image by means of non-blind method. Blaschke [14] proposed unmanned aerial vehicles for photogrammetric. Recent research is based on images obtain by an UAV, have a high resolution as well as good radio metrical motion, because low flight altitudes are combined by a camera having high resolution. The major troubles avoidance, by default data processing of UAV descriptions is the deprivation effect of blur due to camera motion during image acquisition. Author described an automatic filtering process development of blur in an image, which depends upon the quantification. Yuan [15] proposed in this paper that high quality image is shaped which not only can be obtained by only denoising the image containing noise, but by integrating information which is collected from blurred image and noisy images. By this, high quality of image can be produced. First approach is both images are acquired for the estimation of an accurate blur kernel. In the next approach, again both images are used, a residual de-convolution is proposed to considerably decrease ringing artifacts inherent to image de-convolution. In the third method, the enduring ringing artifacts are further suppressed in smooth image regions through a process known as gain-controlled deconvolution. Amarjit Roy [16] presenting a filter which is based on multicast SVM for the elimination of impulse noise from the colored images, because of the existence of impulse noise image quality gets degraded. Outcome is distorted pixels. Saman Bashbagh [17] an effective multiclassifier method is proposed for accurate still-to-video FR which is based on numerous representations along with field adaptation. SVM classifiers are thus considered to improve robustness to intraclass variations [18]

III. THE ALGORITHM BASED ON BLUR DETECTION AND CORRECTION

To restore an image, fuzzy and support vector machine is used to remove the blur from an image which is corrupted during image acquisition, excessive light intensity, fault in camera lenses and motion blur distortion. The specification of an algorithm of SVM is shown as in algorithm 1:

Algorithm 1: Algorithm for SVM Blur detection

Entail: Image a to categorize, training images $x = \{(a_1, b_1), (a_2, b_2), \dots, (a_n, b_n)\}$;
 Set of values of the nearest images are $\{t_1, t_2, \dots, t_N\}$
 Parameter D for regulate the equilibrium among errors from two types.
Confirm: Resolution $bq \in \{-1, 1\}$
 1: Set of the training images of value of $T(a_i, b_i) - 2 * T(a_i, a)$ in ascending order.
 2: $MinEr = 1000$; $Value = 0$
 3: if the initial t_1 values are from the similar group d then
 4: **return d**
 5: **end if**
 6: **for all t do**
 7: Supervised SVM on the initial t training images in order list.
 8: Classify a using the SVM with equal error costs, get the result $b'q$
 9: Order the identical training images using this SVM model.
 10: Fit the parameters R, S for the estimation of Q ($b = 1/b'q$)
 11: $NegError = Q$ ($b = 1/b'q$); $PosError = 1 - Q$ ($b = 1/b'q$)
 12: if $PosError < MinEr$ then
 13: $MinEr = PosError$; $Value = 1$
 14: **end if**
 15: if $NegError * D < MinEr$ then
 16: $MinEr = NegError * D$; $Value = -1$
 17: **end if**
 18: **end for**
 19: **return Value**

The specification of a fuzzy algorithm of is shown as in Algorithm 2:

Algorithm 2: Algorithm for Fuzzy

1. *Begin*
 2. Initialize cluster set C_{ls}
 3. if $\setminus C_{ls} > repository$
 (if no. of clustcs > reparse)
 4. Report
 5. Calculate $D_{C_{ls}}$
 ($D_{C_{ls}} = distance\ between\ two\ cluster$)
 6. $D_{C_{ls}} = \frac{1}{N_1 N_2} \sum_{l_1 \in C_2, l_2 \in C_1} d(j_1 j_2) \forall c_1, c_2, \in C$
 N_1 and N_2 are number of individuals in C_{ls_1} and C_{ls_2}
 7. Determine $C_{ls_1}, C_{ls_2}: D_{C_{ls}} = \min$
 8. Merge C_{ls_1} and C_{ls_2}
 (combine C_{ls_1} and C_{ls_2} to form a big cluster)
 9. till $\setminus C_{ls} = repository\ size$
 (if no. of clusters = repository size)
 10. end if
 11. for $j = 0$ to repository size
 12. Determine $D_{C_{ls} j}$
 (determine the center of each cluster)
 13. $u_i (D_{C_{ls} i}) = \max$
 (Solution with max. Fuzzy membership value is)
 Selected as the center
 14. $Rep [j] = D_{C_{ls} j}$
 15. End
 (cluster center are stored in repository)

IV. ESTIMATION OF MOTION BLUR PARAMETERS

Motion blur is due to object motion and is very complex, when the hands might be moved in an irregular direction while acquisition, that causing the camera translation or rotation out-of-plane. However, in this segment we are considering the parameters of blur in an image using motion blur step by step. At the time, while capturing the image when relative motion take place among the camera and object then motion blur can be consider as a translational, a rotation and vary in scale or integration of these [19]. The model of Motion blur in 2D plane is given by:

$$S(r, t) = \int_0^X [m(r - r_0(x), t - t_0(x))]d \quad (i)$$

The Liner motion blur model in image restoration usually is given as:

$$H(r, s) = \begin{cases} \frac{1}{2\theta}, r & + s = 0, r^2 + s^2 \leq \theta^2 \\ \theta, & otherwise \end{cases} \quad (ii)$$

In this equation (ii), 1 parameter is known as blur length and θ is the blur orientation of an image.

In frequency spectrum, Blurred image containing motion blur is given by parallel lines with negligible values such as zero. For this, the different methods are Radon transform is used along the straight line, Hough transform is used for the images in patterns like lines, circles as well as ellipses, cepstral method works for the estimation of length [20].

V. COMPREHENSIVE EXPERIMENTS AND COMPARATIVEANALYSIS



Figure 1: Deblurred images by existing and proposed techniques

Figure 1: shows the comparison between the existing method and proposed method using same image. Motion blur is eradicated from an image and the output that is produced very near to the input image. From figure 1, it has been observed that the results produced by proposed technique have more spectral information compared to other techniques.

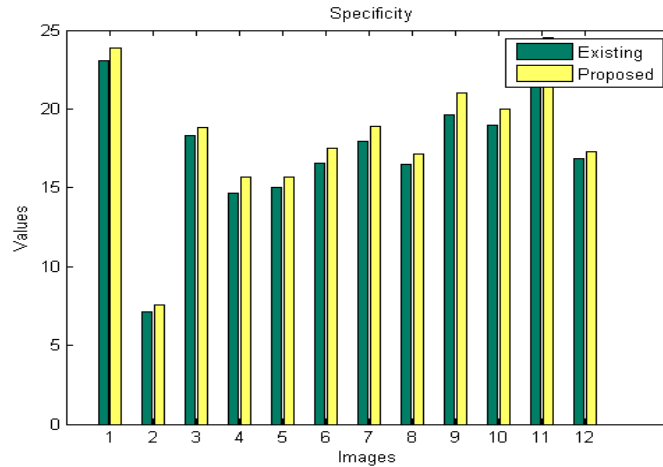


Figure 2: Motion Blur analysis on Specificity

Figure 2 shows graph of specificity which measures the amount of variance of existing image and proposed image. It is clearly showing that proposed results are better than existing.

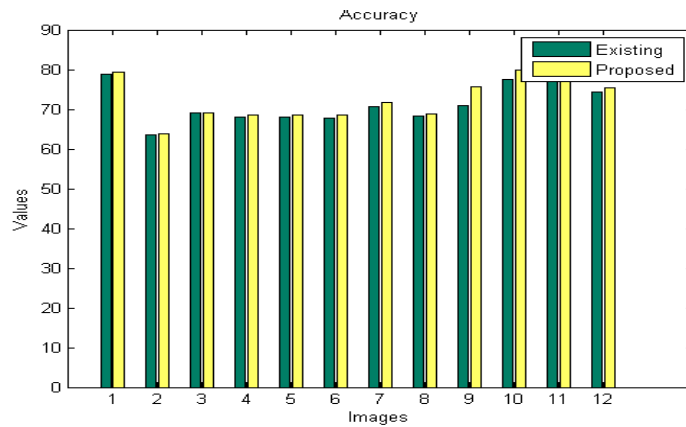


Figure 3: Motion Blur analysis on Accuracy

From figure 3 accuracy results of existing and proposed are shown. Results are improved from existing values. It can be defined as the difference between the true value and the results that are produced.

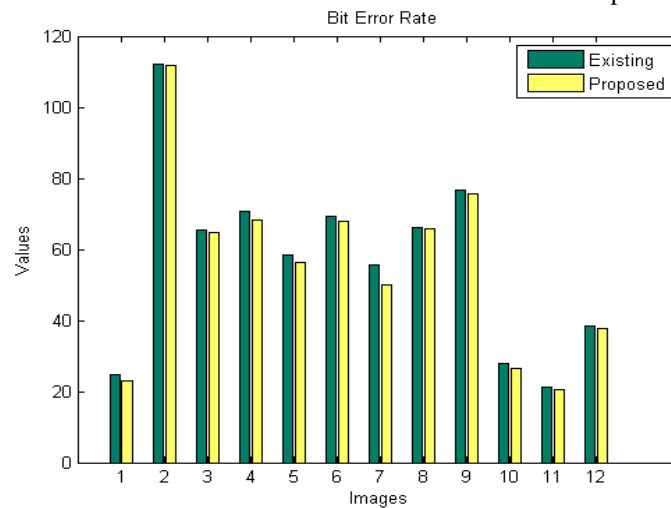


Figure 4: Motion Blur analysis on Bit Error Rate

Results of Bit Error Rate are shown in figure 4, in proposed results are improved than existing values. Error should be less to restore an image.

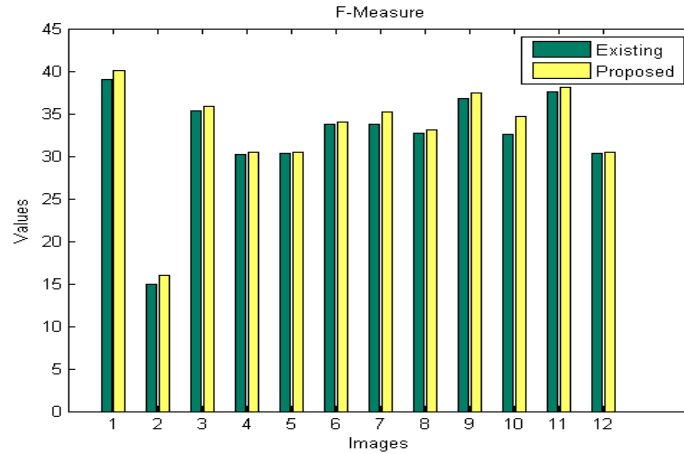


Figure 5: Motion Blur analysis on F-Measure

F-Measure is the evaluation of test's accuracy. It notifies that how specific the classifier is. In this, results are also better than existing.

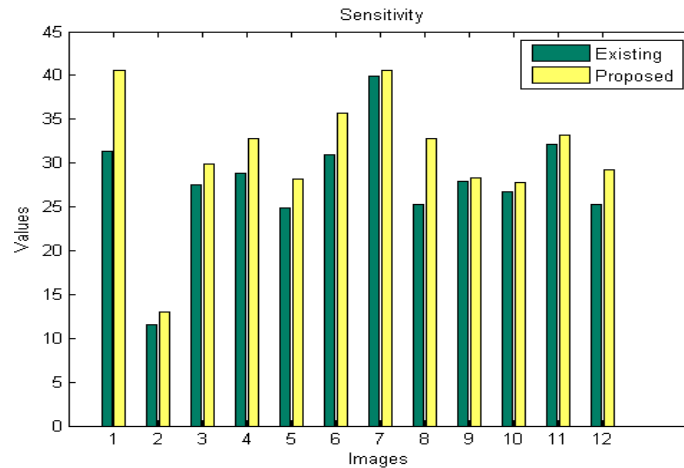


Figure 6: Motion Blur analysis on Sensitivity

Sensitivity is the pixels that are corrected to the combination of true and false pixels. By our proposed algorithm results produced are better.

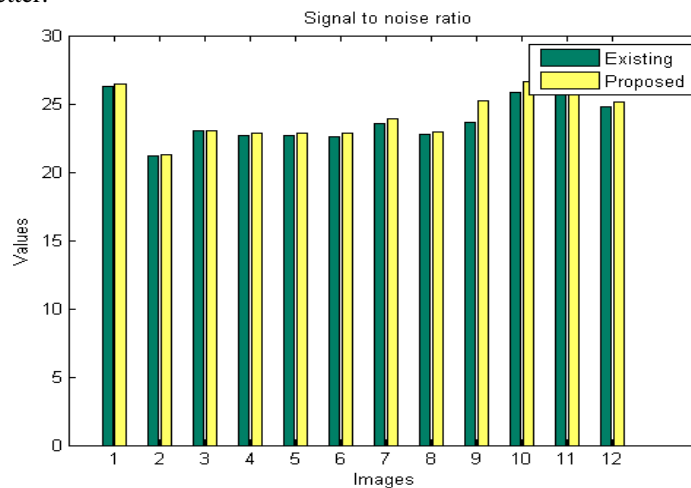


Figure 7: Motion Blur analysis on SNR

Signal to noise ratio can be explained as the fraction of the net signal to the root means square noise. Moreover our results are better than generated by the previous techniques.

VI. CONCLUSION

In this paper, a new technique has been proposed which utilizes fuzzy membership values for partially blurred regions and recognize them using support vector machine algorithm. Since fuzzy has better decision making and support vector machine reorganization rate. Therefore, proposed recognition technique provides better results than earlier techniques. Experimental results show that the proposed method provides more efficient deblurred images. Moreover, our method for blur estimation is extremely accurate as the bit error rate is reduced by using support vector machine.

REFERENCES

- [1]. Wang Wei, Zheng Jin-jin, Liu Xing, and Hen Lian-guan, "Adaptive detection method of degraded parameters in motion blur image," 2011 Eighth International Conference on Fuzzy Systems and xKnowledge Discovery (FSKD), pp. 2158-2162, 2011.
- [2]. J. ZhengMao, Y. Jianyu, L. Liang Chao and Z. Xin, "A Projected WRLA Super-Resolution Algorithm for PMMW Imaging", IEEE International Conference on Communications, Circuits and Systems (ICCCAS), (2008) May 25-27, pp. 702-705; Fujian, China.
- [3]. T. T. Fister, G. T. Seidler, J. J. Rehr, J. J. Kas, W. T. Elam, J. O. Cross and K. P. Nagle, "Deconvolving Instrumental and Intrinsic Broadening in Excited State X-ray Spectroscopies", Physical Review B, University of Washington, Seattle, Washington, vol. 75, Issue 17, (2007).
- [4]. Neetin kumar, Dr. Manish shrivastva, "Image deblurring using a neural network approaches", IJEIT, vol 2, September 2012.
- [5]. D. Singh, R. K. Sahu "A Survey on Various Image Deblurring Techniques", International Journal of Advanced Research in Computer and Communication Engineering, Vol. 2, Issue 12, December 2013.
- [6]. Liu, Hai, et al. "Blind Spectral Signal Deconvolution with Sparsity Regularization: An Iteratively Reweighted Least-Squares Solution." *Circuits, Systems, and Signal Processing* 36.1 (2017): 435-446.
- [7]. R. Liu, Z. Li, and J. Jia, "Image partial blur detection and classification," in Proceedings of the 26th IEEE Conference on Computer Vision and Pattern Recognition (CVPR '08), pp. 1-8, IEEE, Anchorage, Alaska, USA, June 2008.
- [8]. J. Shi, L. Xu, and J. Jia, "Discriminative blur detection features," in Proceedings of the 27th IEEE Conference on Computer Vision and Pattern Recognition (CVPR '14), pp. 2965-2972, IEEE, Columbus, Ohio, USA, June 2014
- [9]. Wang, Zhongyu, Zhenjian Yao, and Qiyue Wang. "Improved scheme of estimating motion blur parameters for image restoration." *Digital Signal Processing* 65 (2017): 11-18.
- [10]. Uliyan, Diao M., et al. "A novel forged blurred region detection system for image forensic applications." *Expert Systems with Applications* 64 (2016): 1-10.
- [11]. Guan, Jingwei, et al. "No-reference blur assessment based on edge modeling." *Journal of Visual Communication and Image Representation* 29 (2015): 1-7.
- [12]. Kieu, Van Cuong, Florence Clopet, and Nicole Vincent. "Adaptive fuzzy model for blur estimation on document images." *Pattern Recognition Letters* 86 (2017): 42-48.
- [13]. Kumar, Ahlad. "Deblurring of motion blurred images using histogram of oriented gradients and geometric moments." *Signal Processing: Image Communication* 55 (2017): 55-65.
- [14]. Blaschke, Thomas. "Object based image analysis for remote sensing." *ISPRS journal of photogrammetry and remote sensing* 65.1 (2010): 2-16.
- [15]. Yuan, Lu, et al. "Image deblurring with blurred/noisy image pairs." *ACM Transactions on Graphics (TOG)*. Vol. 26. No. 3. ACM, 2007.
- [16]. Amarjit Roy, Rabul Hussain Laskar, Multiclass SVM based adaptive filter for removal of high density impulse noise from color images, *Applied Soft Computing*, Volume 46, September 2016, Pages 816-826, ISSN 1568-4946
- [17]. Saman Bashbaghi, Eric Granger, Robert Sabourin, Guillaume-Alexandre Bilodeau, Dynamic ensembles of exemplar-SVMs for still-to-video face recognition, *Pattern Recognition*, Volume 69, September 2017, Pages 61-81, ISSN 0031-3203
- [18]. J. S. Taylor, N. Cristianini, *Kernel Methods for Pattern Analysis*,
- [19]. Cambridge University Press, 2004, pp. 195-230
- [20]. M. E. Moghaddam and M. Jamzad, "Finding point spread function of motion blur using radon transform and modeling the motion length," in Proceedings of the 4th IEEE International Symposium on Signal Processing and Information Technology (ISSPIT '04), pp. 314-317, Roma, Italy, December 2004.
- [21]. Jan Flusser, Sajad Farokhi, Cyril Hoschl IV, Tomas Suk, Barbara Zitova and Matteo Pedone, "Recognition of Images Degraded by Gaussian Blur", *IEEE Transaction on Image Processing*, Vol. 25, No. 2, pp. 790-806, February 2016.

Sukhamrit kaur. "An Efficient Deblurring Technique Using Improved Fuzzy Based Support Vector Machine ." *International Journal of Computational Engineering Research (IJCER)*, vol. 08, no. 01, 2018, pp. 44-50.