

Transient Thermal Analysis of AlSiCp Composite Disc Brake

Y.V.N Chandana¹, K.V Purushotham Reddy²

¹Assistant Professor, Dept of Mechanical Engineering, SSJ Engineering College, Gandipet.

²Associate Professor, Dept of Mechanical Engineering, SSJ Engineering College, Gandipet.

ABSTRACT

Disc brakes are devices which will slow down or stop the heading vehicle. During the process of braking the brakes get heated up. Repeated braking will cause the excessive heating of the disc and braking action becomes less effective when the disc is over heated. So it is very much necessary that the heat generated is dissipated faster or the disc material gets less heated. In this paper we have considered a metal Matrix Composite AlSiC_p which will satisfy these criteria. An analysis of composite and CI disc brakes over a repeated braking is done and the results are analyzed. The current paper deals with transient thermal analysis of composite disc brake. Transient analysis is generally made on systems where the forces acting are varied with respect to time. Model of the disc brake is done in Creo. Here temperature distribution in composite disc brake and CI disc brake under dynamic conditions are compared and analyzed using Ansys workbench 15.0. The composite material selected is AlSiC_p, as it has good mechanical properties, wear resistance and high thermal conductivity. The project aims at reducing the heat generated during repeated braking with the use of an AlSiC_p composite disc brake

Keywords: AlSiC Composite, Ansys workbench 15.0, Creo, Disc brake, Thermal Analysis, Transient Thermal Analysis.

I. INTRODUCTION

Composites are materials that have been obtained by the combination of two or more materials which will give raise to a material possessing better physical and mechanical properties than individual materials. Metal matrix composites (MMCs) are composed of a metal matrix and a reinforcement or filler material, which confers excellent mechanical performance. The reinforcement provides the strength and stiffness to the matrix. The reinforcement is usually a fiber or a particulate. Particulate reinforced composites usually constitute about 40 to 50 percentage volume of the composite. The principal matrix materials for MMCs are aluminum and its alloys. The major advantage of Aluminum matrix composites compared to unreinforced materials like steel are increased strength, increased stiffness, increased elevated temperature, improved wear resistance, lower weight, improved damping capabilities, lesser thermal expansion and good corrosion resistance. Aluminum Silicon Carbide (AlSiC) is a metal matrix composite with SiC particle reinforcement. AlSiC is finding its application extensively in automotive and aerospace industries owing to its light weight and high temperatures sustainability. Several automotive parts such as piston, cylinder liner, engine valves, brake discs, brake drums, clutch discs, connecting rods are replaced with this composite. Owing to its light weight, high wear resistance and less thermal expansion and less conductivity it acts as a better disc brake material.

Types of Thermal analysis

Ansys supports two types of thermal analysis:

1. A steady thermal analysis determines the temperature distribution and other thermal quantities under steady-state loading conditions. A steady-state loading condition is a situation where temperature effects varying over a period of time can be ignored.
2. A transient thermal analysis determines the temperature distribution and other thermal quantities under conditions that vary over a period of time.

II. EXPERIMENTAL PROCEDURE

Disc brake is wheel brake which slows or stops rotation of the wheel by the friction caused by pushing brake pads against a brake disc with a set of pushing brake pads against a brake disc with a set of calipers hydraulically or mechanically. Braking action converts motion into heat. If the brakes get too hot, they become less effective. This phenomenon where the brakes fail due to the excessive heating up is called brake fade. Hence an AlSiC_p composite material has been chosen for the brake material replacing the present material which

is Cast Iron and analysis was carried over two different designs one is solid disc other is ventilated disc. Transient Analysis for an applied brake for 6 seconds in a time period of 150 seconds, temperature gradient was observed on a CI disc brake and AlSiC_p composite disc brake.

Modeling of disc brake in Creo.

A 3D model of disc brake was done in Creo.

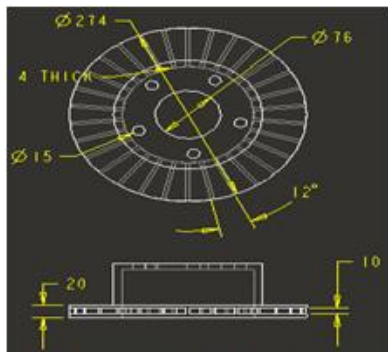


Fig.1 Dimensions of a disc brake




Fig.2 3D Model of a disc brake in Creo




Fig.3 Assembly of brake pad and disc brake

Inputs for Thermal Analysis.

Kinetic Energy of the moving vehicle is converted into heat when brakes are applied. So heat generated when brakes are applied is equal to the change of kinetic energy.

In this study, we make an assumption that the vehicle is moving at a speed of 50KMPH and total kinetic energy of the vehicle is converted into heat energy.

$$\text{Heat generated} = \frac{1}{2} * mv^2$$

$$= \frac{1}{2} * 1000 * 27.72 = 383645 \text{ J}$$

$$\text{Total KE} = \text{heat generated/second/rubbing area}$$

$$\text{Area of rubbing surface} = \pi/4(0.260^2 - 0.140^2) = 0.037699\text{m}^2$$

$$\text{Area of the rubbing surface as this will act on both sides of friction pad} = 2 * 0.037699$$

$$= 0.07539\text{m}^2$$

Considering 6 seconds of brake application,

$$\text{Heat flux} = \text{heat generated/second/rubbing area} = 383645/6/0.07539$$

The analysis is done by taking the braking torque distribution between front and rear as 70:30

$$\text{Heat flux on each front wheel} = 296.846 \text{ KW/m}^2$$

Transient Thermal Analysis:

Due to the application of brakes to the car, heat generation takes place on the disc brake rotor due to friction. And this temperature so generated has to be conducted away and dispersed across the disc brake cross section. The condition of braking is very severe and thus thermal analysis is carried out and with the above calculated heat flux, thermal gradient of the composite and CI disc brakes are analyzed.

In this study, transient thermal analysis was carried out on the disk brake rotors since braking a wheel is a dynamic event. When brake pad is pressed against the rotor, friction between rotor and brake pads produces heat. Ideally, the applied pressure and heat generated occurs in a nonlinear fashion. Modeling such a system is complex and computationally challenging. Hence, in this study, an assumption is made that the applied pressure and heat generated is constant throughout the braking process. With this assumption, a constant heat flux of 297Kw/m² is provided to the rotor in the region that contacts the brake pad.

The analysis is carried out on both solid and vented rotors made out of cast iron and AlSiC_p to study how aluminum matrix composite material impacts the heat conduction. For this purpose, the assembly is meshed with SOLID70 3D solid elements with a thermal conduction capability. The element has eight nodes with a single degree of freedom, temperature, at each node. The element is applicable to a three-dimensional, steady-state or transient thermal analysis. After meshing with suitable elements, thermal loads such as heat flux due to friction, convection between rotor and moving air and radiation are provided to the finite element model to perform transient thermal analysis. From the results, temperature in the rotor is obtained as a function of time and space.

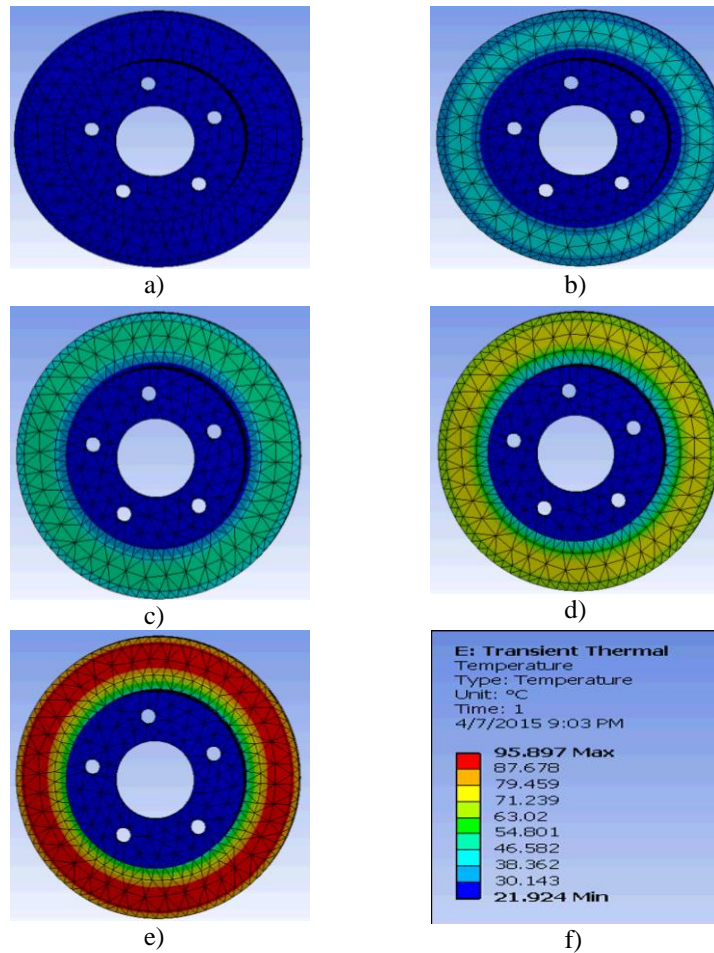


Fig.4 Temperature ($^{\circ}\text{C}$) distribution inside a solid disc rotor made of AlSiC_p at the instant (a) t=0s, (b) t=1s, (c) t=2s, (d) t=4s, (e) t=6s and (f) temperature scale for Figures 5 (a)-(e)

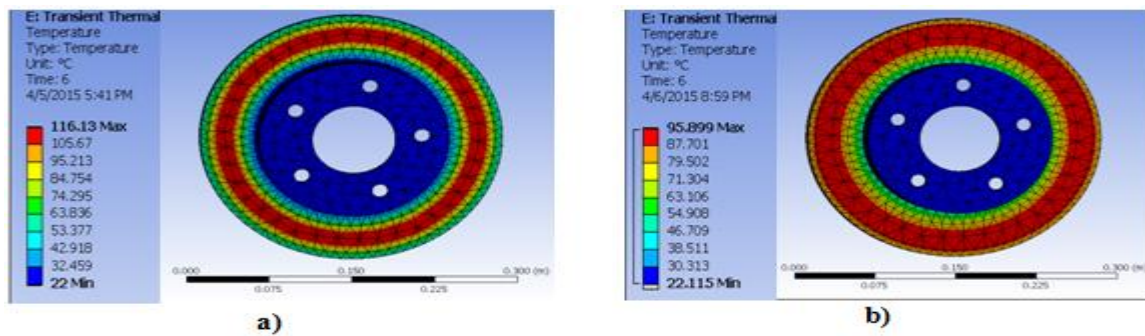


Fig.5 Temperature($^{\circ}\text{C}$) distribution of solid disc rotor made of (a) cast iron, and (b) AlSiC_p at the instant t=6s.

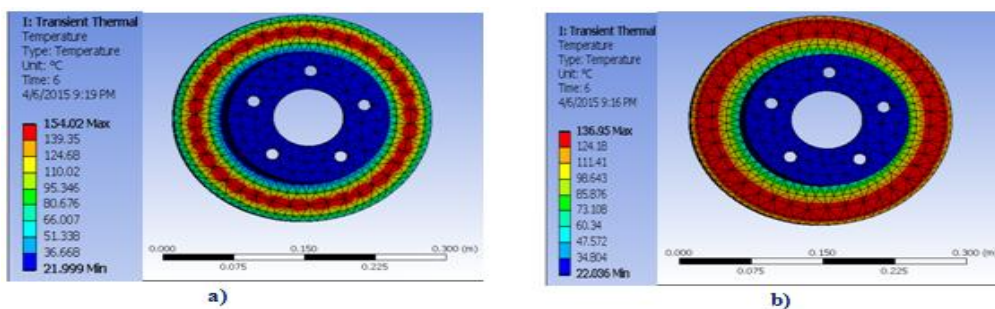
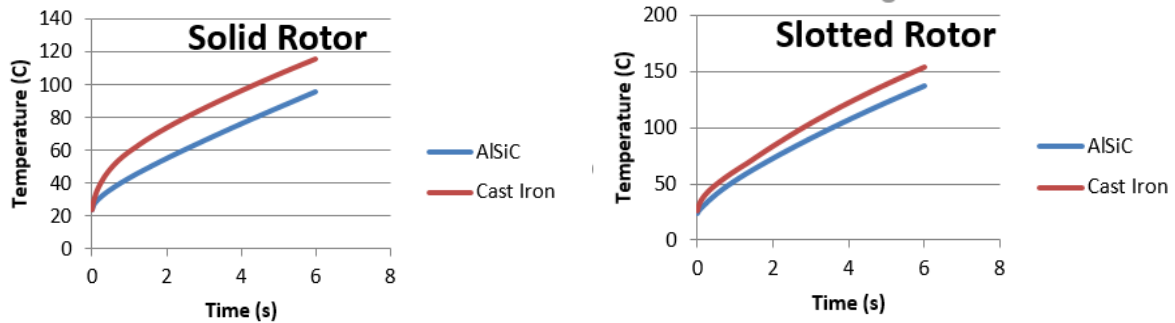


Fig.6 Temperature ($^{\circ}\text{C}$) distribution of ventilated disc rotor made of (a) cast iron, and (b) AlSiC_p at the instant t=6s.

III. RESULTS

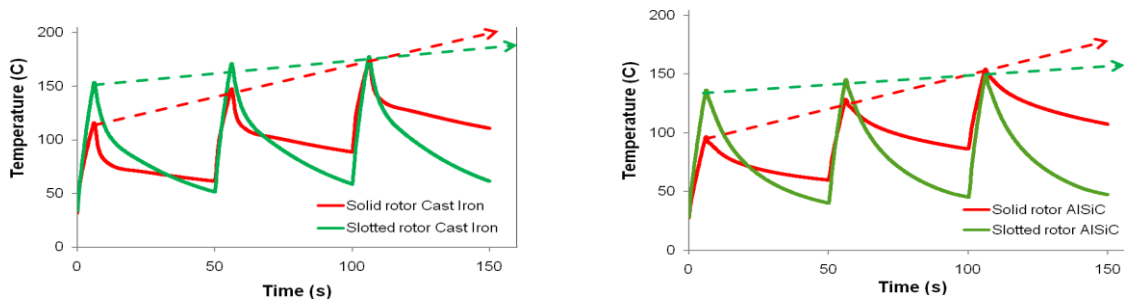
A transient analysis of the brake disc for 6 secs of application of brake was carried out and the temperature distribution on the solid and ventilated disc were tabulated and plotted as below.

Temperature distribution in °C	Solid Disc		Ventilated Disc	
	AlSiC _p	Cast Iron	AlSiC _p	Cast Iron
	95.89	116.13	136.95	154



Graph1 Temperature vs time for ventilated and solid rotor

The above graphs shows the temperature vs time graph plotted for a braking time of 6 secs in ventilated disc brake rotor. It can be seen from the above graph that when a brake is applied for 6secs the temperature raise in cast iron is more than that of the AlSiC_p solid rotor. Disc brakes in racing cars and heavy vehicles almost get red hot and need a lot of air to cool down during hard and severe braking conditions. In such conditions AlSiC_p ventilated disc brake provides better cooling and dissipates more heat as compared to the solid disc. A transient analysis performed for 150 seconds with 3 brake cycles of 6 seconds each shows the temperature distribution at each second. Graph-2 indicates the temperature raise with respect to time for repeated braking conditions (for three brakes applied at intervals of 50 seconds). It can be noted that though the ventilated disc gets more heated in the first cycle, the temperature slope tends to be less steep than solid rotor. The temperature at the end of 150 secs for solid rotor is 100^oc whereas for the ventilated rotor it is 40^oc. This shows that under repeated braking conditions, AlSiC_p has better performance than a solid brake.



Graph 2 Temperature vs Time for Ventilated and solid rotor for 3 brake cycles and 150secs time.

IV. CONCLUSION.

Transient thermal analysis of the brake disc was performed to see the temperature distribution as a function of time (6 seconds). From transient analysis, it can be concluded that ventilated composite disc has a better performance over the Cast Iron disc, under repeated braking conditions by dissipating more heat than that of the solid disc.

V. FUTURE WORK.

CFD analysis of the disc brake can be performed to optimize the heat transfer. Optimization of disc thickness can be done to minimize the stresses and deformation. Cut patterns and drilled rotor can be analysed for a better heat transfer using. The effect of parameters like disc radius, thickness can be optimized. Modal analysis can also be performed to find the frequency and resonance of the disc.

REFERENCES

- [1] Abhishek Kumar Tiwari, Akhilesh Kumar Tiwari, Pramod Yadav, Harigovind Singh Yadav, "[2014] Finite Element Analysis & Disc Brake by ANSYS Workbench". International Journal of research in Engineering and Advanced Technology, Vol 2, Issue 2, May 2014
- [2] Amit Telang, Ameenur Rehman, Gajendra Dixit & Satyabrata Das, [2010] "Effect of reinforcement & heat treatment on the friction performance of AlSi alloy brake pad pair". Journal of Engineering Research and Studies Vol.1/July-sept 2010/35-46
- [3] G. Babukanth & M. Vimal Teja, [2012] "Transient Analysis of Disk Brake By using Ansys Software". International Journal of Mechanical and Industrial Engineering (IJMIE), ISSN No. 2231 –6477, Vol-2, Issue-1, 2012
- [4] Chengal Reddy.V, M.Gunasekhar Reddy, Dr.G.HarinathGowd, [2013] "Modeling & Analysis of FSAE car Disc Brake using FEM". International Journal of Emerging Technology and Advanced Engineering. ISSN 2250-2459, Vol 3, Issue 9, Sept 2013
- [5] Dhiyaneswaran.S, Dr. K.S Amirthagadeswaran, [2013] "Comparative study of Disc Brake materials through computer Aided Engineering". International Journal of Modern Engineering Research. International Conference on Advances in Engineering and Management 173 -179
- [6] Ishwar Gupta & Gaurav Saxena, [2014] "Structural analysis of rotor disc of disc brake of Baja SAE 2013 car through finite element analysis". International Journal of Automobile Engineering Research and Development. Vol.4, Issue1, Feb 2014, 1-10 ISSN: 2277-4785,
- [7] Iswar Gupta, Gaurav Saxena, Vikas Modi, [2014] "Thermal Analysis of Rotor Disc of Disc Brake of Baja Sae 2013 car through FEA". International Journal of Engineering Research and Applications. 324-329 March 2014 ISSN:2248-9622
- [8] Maleque.M.A, S.Dyuti and M.M. Rahman [2010] (Member, IAENG)3., Material selection method in design of Automotive brake disc. Proceedings of the World Congress on Engineering 2010 Vol III, WCE 2010, June 30 - July 2, 2010, London, U.K.
- [9] Naveen Lohan, Sandeep Nandal, "Optimization of connecting rod using Aluminium Composite." International journal of engineering sciences & research technology ISSN: 2277-9655, October, 2014
- [10] Purohit.T.R, R.S.Rana, "Fabricationof AlSiCp composites through powder Metallurgy Process and Testing of Properties". International Journal of Engineering Research and Applications (IJERA) ISSN: 2248-9622 Vol. 2, Issue 3, May-Jun 2012, pp. 420-437